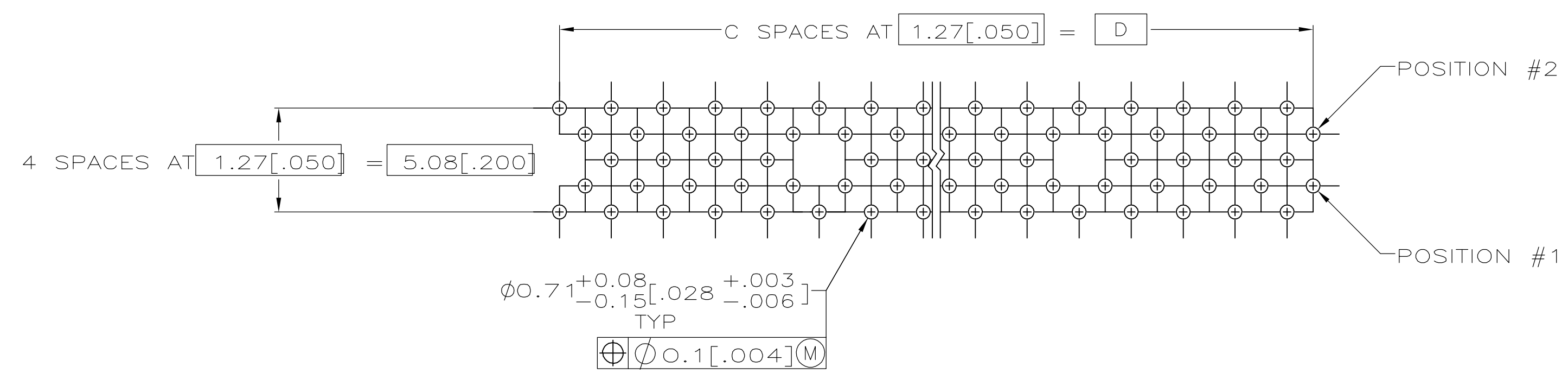
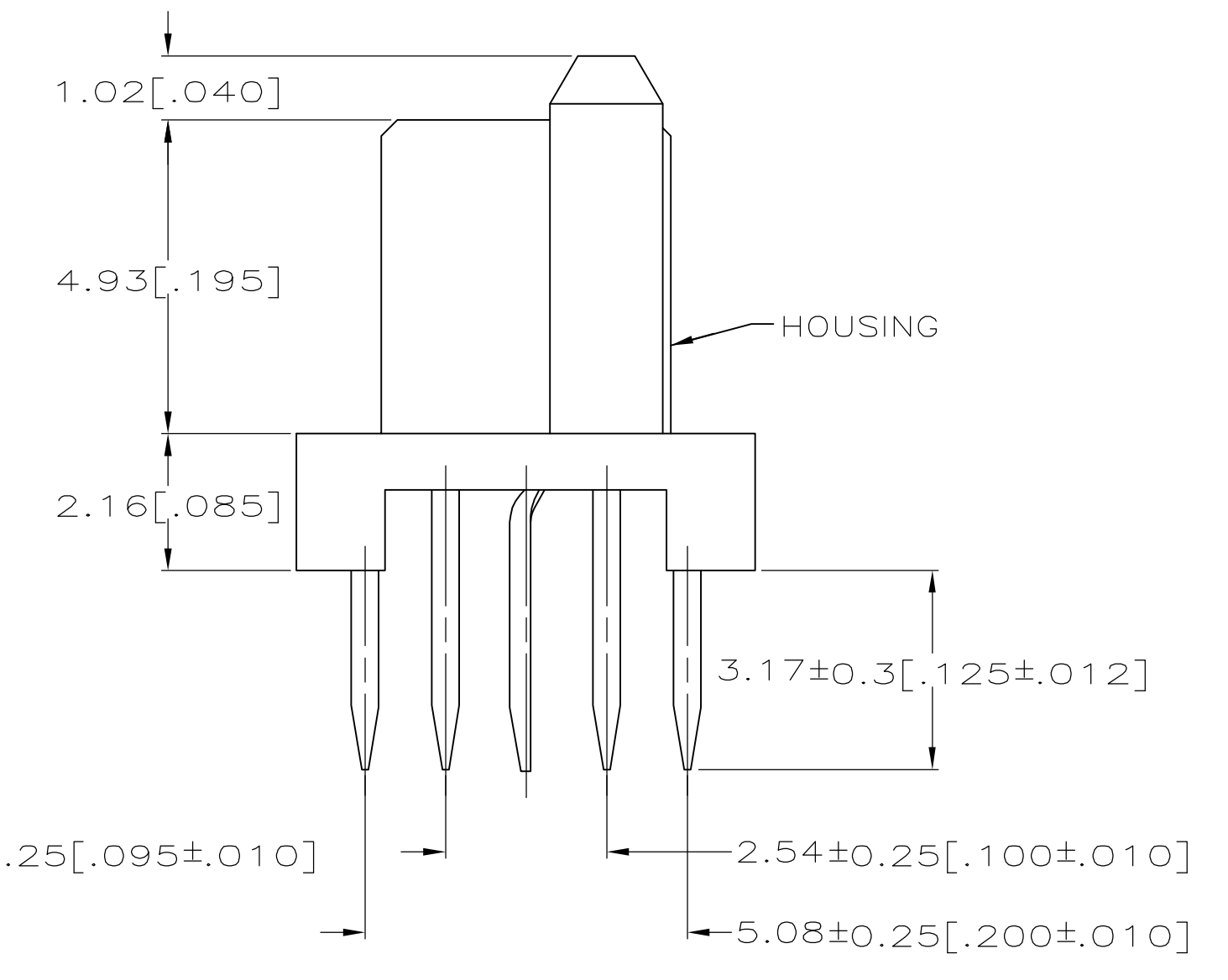
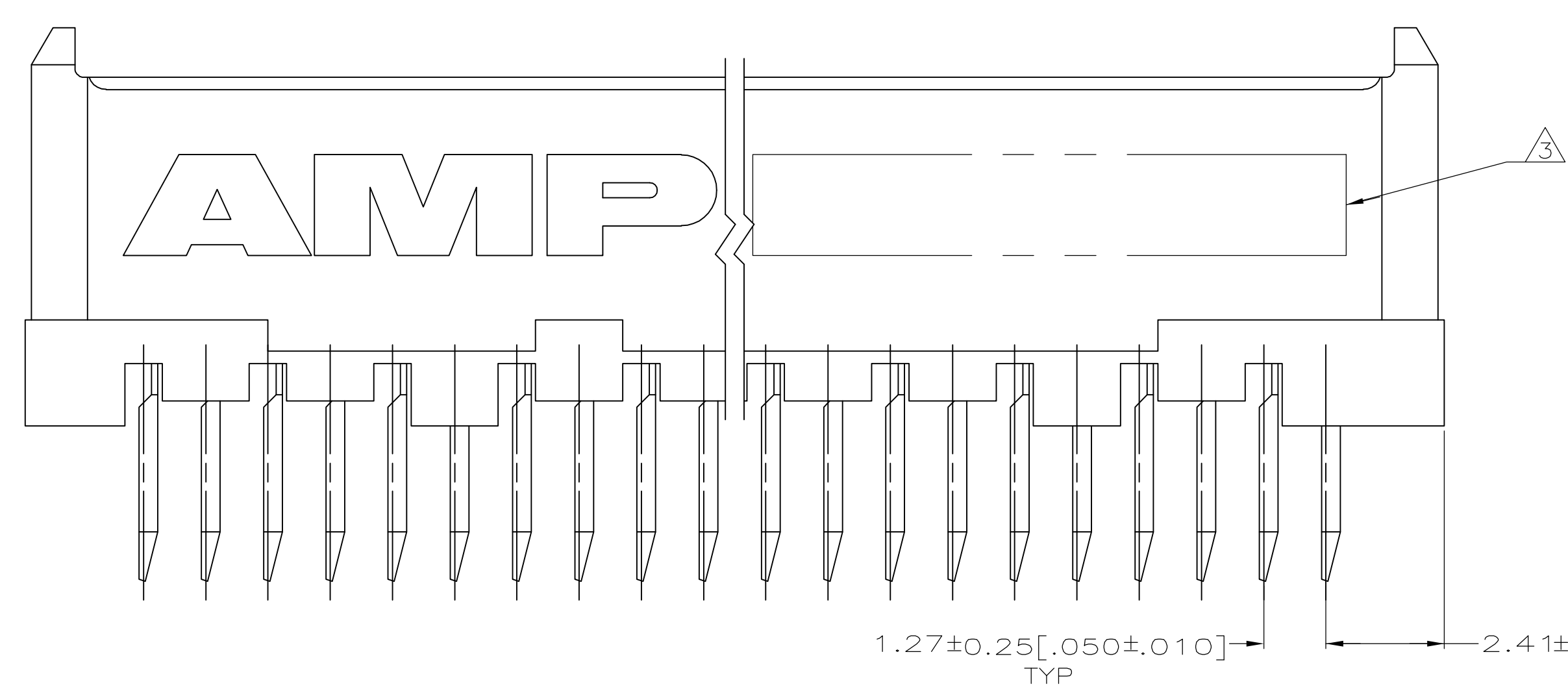


- 1 HOUSING: HIGH TEMPERATURE THERMOPLASTIC, COLOR NATURAL.
 RECEPTACLE CONTACTS: PHOSPHOR BRONZE.
 GROUND BUSSES: PHOSPHOR BRONZE.
- 2 RECEPTACLE CONTACTS: 0.00076[.000030] MIN GOLD IN CONTACT AREA, 0.00254-0.00762[.000100-.000300] TIN-LEAD ON SOLDER TAIL, ALL OVER 0.00127-0.00254[.000050-.000100] NICKEL ON ENTIRE CONTACT.
 GROUND BUSSES: 0.00076[.000030] MIN GOLD IN CONTACT AREA, 0.00254-0.00762[.000100-.000300] TIN-LEAD ON SOLDER TAIL, ALL OVER 0.00127-0.00254[.000050-.000100] NICKEL ON ENTIRE BUS.
- 3 DATE CODE MARKED IN AREA INDICATED, ON SAME SIDE AS AMP LOGO.



OBSOLETE	125.73[4.950]	99	127.94[5.037]	130.56[5.140]	200	536254-9
	113.03[4.450]	89	115.24[4.537]	117.86[4.640]	180	536254-8
OBSOLETE	100.33[3.950]	79	102.54[4.037]	105.16[4.140]	160	536254-7
	87.63[3.450]	69	89.84[3.537]	92.46[3.640]	140	536254-6
	74.93[2.950]	59	77.14[3.037]	79.76[3.140]	120	536254-5
	62.23[2.450]	49	64.44[2.537]	67.06[2.640]	100	536254-4
	49.53[1.950]	39	51.74[2.037]	54.36[2.140]	80	536254-3
	36.83[1.450]	29	39.01[1.537]	41.66[1.640]	60	536254-2
	24.13[.950]	19	26.34[1.037]	28.96[1.140]	40	536254-1
	D	C	B	A	NO OF POS	PART NUMBER

RECOMMENDED PC BOARD HOLE LAYOUT
 (VIEWED FROM CONNECTOR SIDE)

THIS DRAWING IS A CONTROLLED DOCUMENT.

DIMENSIONS: mm [INCHES]	TOLERANCES UNLESS OTHERWISE SPECIFIED:	DWN: J.GERACE 2-7-92	tyco Electronics	Tyco Electronics Corporation
0 PLC ± -	1 PLC ± -	CHK: J.GERACE 2-7-92	NAME: J.GERACE	Harrisburg, PA 17105-3608
2 PLC ± -	3 PLC ± 0.13 [.005]	APPRO: J.GERACE 2-7-92	PRODUCT SPEC: 108-1272	RESTRICTED TO: -
4 PLC ± -	ANGLES ± -	FINISH ± -	APPLICATION SPEC: 114-11005	SIZE: A1
MATERIAL: -	1	2	WEIGHT: -	CAGE CODE: 00779
				DRAWING NO: 536254
				CUSTOMER DRAWING

SCALE 10:1 SHEET 1 OF 1 REV G